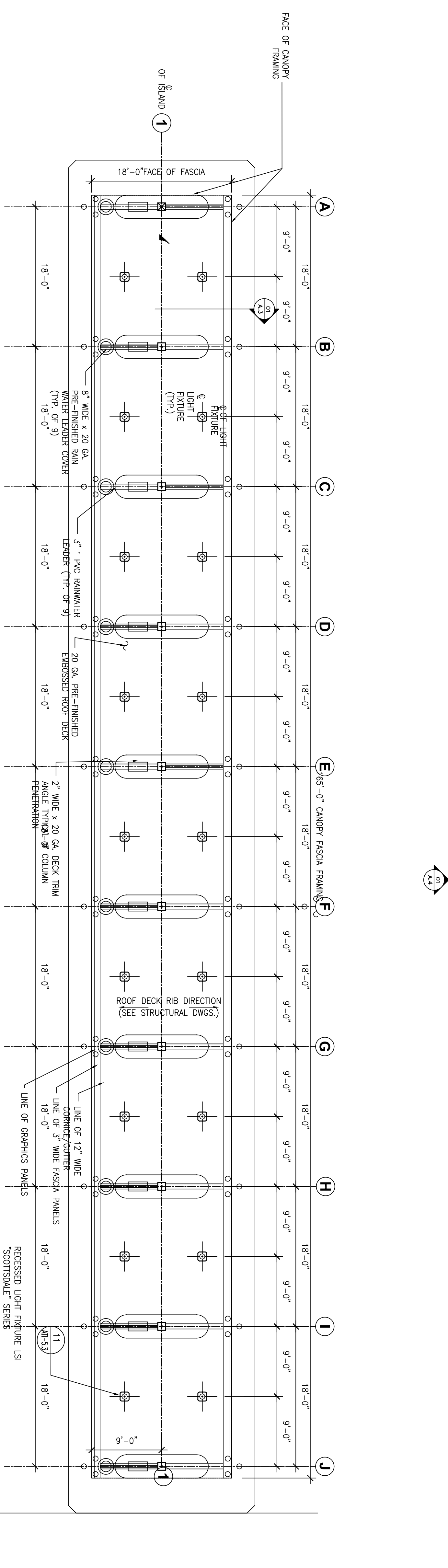
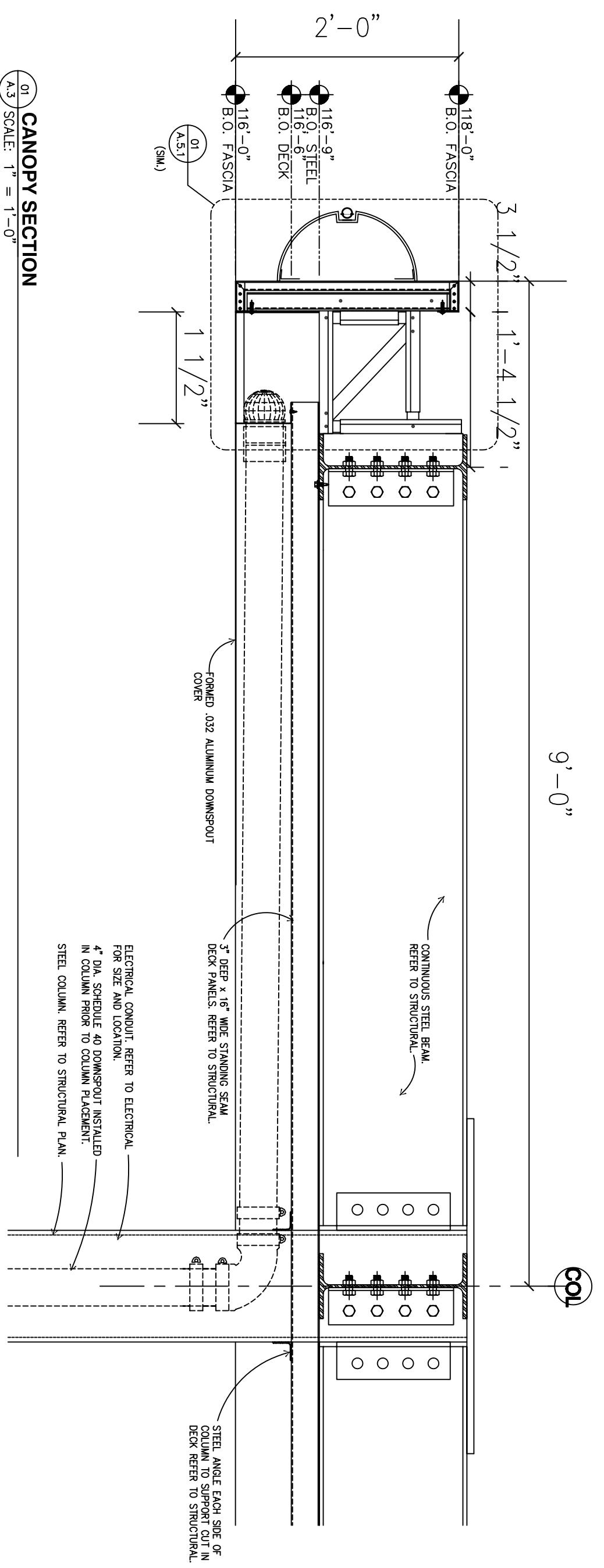


CANOPY PLAN
SCALE: 1/8" = 1'-0"



REFLECTED CEILING PLAN
SCALE: 1/8" = 1'-0"



CANOPY SECTION
SCALE: 1" = 1'-0"



SCHEDULE OF IN COLUMN REQUIREMENTS BY CANOPY MFR:

GRIDS A-1 & J-1	(1) 3" DIA. DOWNSPOUT
	(1) 1" CONDUIT FOR LIGHTING/LOGO TO EPC
	(1) 1" CONDUIT HOME RUN TO SECURITY OFFICE
	(1) 3/4" CONDUIT HOME RUN TO SALES COUNTER (SPARE)
	(1) 3/4" CONDUIT HOME RUN TO EPC (SPARE)
	(1) 1" CONDUIT DOWN 1'-8" FROM CEILING AND STUB OUT EACH SIDE FOR SECURITY CAMERA


CANOPY CEILING AND GENERAL NOTES

- ALL CEILING DECK SHALL BE 20 GA. EMBOSSED TO ROLLED ROOF DECK RIB DIRECTION (SEE STRUCTURAL DWGS.) AND SHALL BE WATERPROOF INTERLOCKING SECTIONS CLIPPED TO MANUFACTURER'S REQUIREMENTS.
- ALL EXPOSED METAL SURFACES UNDER CANOPY, INCLUDING COVERS AND COLUMN TRIM SHALL BE PRE-FINISHED TO MATCH BEYOND DECK.
- CANOPY CONTRACTOR SHALL PROVIDE OPENINGS IN DECK FOR LIGHT FIXTURES WHICH SHALL BE FINISHED BY OWNER AND INSTALLED BY GENERAL CONTRACTOR.
- FASCIA GRAPHICS BACKING AND FLASHING SHALL BE PROVIDED BY CANOPY CONTRACTOR.
- CANOPY CONTRACTOR IS RESPONSIBLE FOR ALL GRAPHAIC BACKING AND FLASHING TO BE PROVIDED BY CANOPY CONTRACTOR. CANOPY CONTRACTOR SHALL VERIFY PERMIT TO COMMENCE CANOPY ROOF INSTALLATION.
- ALL CONDUIT INSTALLED BY CANOPY CONTRACTOR SHALL HAVE PULL ROPES AND SHALL BE ACCESSIBLE TO GENERAL CONTRACTOR'S ELECTRICIAN TO MAKE CONNECTIONS.

- NOTES FOR CANOPY PLAN**
- DOWNSPOUTS ARE DESIGNED TO BE TIGHTENED TO THE SITE UNDERGROUND STORM DRAINAGE SYSTEM. IF DOWNSPOUTS ARE NOT TIGHTENED TO THE UNDERGROUND DRIVE SLAB AREA, GRADING SHALL BE DESIGNED TO COMPENSATE TO PERMIT DRAINAGE OF PIPE IN SAFE LOCATION AS PERMITTED BY THE LOCAL JURISDICTION.
 - DRIVE SLAB SHALL HAVE A MEDIUM BROOM FINISH PERPENDICULAR TO ISLAND LAYOUT W/ EXPANSION AND CONTROL JOINTS AS SHOWN.
 - CANOPY CONTRACTOR SHALL PROVIDE DOWNSPOUTS AND CONDUITS FOR LIGHTING IN COLUMNS WHERE SPECIFIED. COORDINATE WITH GENERAL CONTRACTOR FOR EXACT LOCATION OF CONDUITS, AND HAND HOLDS PRIOR TO FABRICATION.
 - ISLAND HEIGHTS SHALL BE THE SAME IN EACH ROW.
 - ISLAND FORMS SHALL BE PAINTED BLACK.



WESTERNSTATES
Engineering & Construction, Inc.
733 N. MAIN ST.
ORANGE, CA 92666
714/ 769-2000
714/ 769-2002 Fax
REG. CONTRACTOR
WWW.WESTERNSTATES.COM
A "Design/Build" Co.



DEVELOPMENT INFORMATION:
CANOPY
DOMINO 8
FLAT DECK

SITE ADDRESS:
23261 CALALCO HWY.
@ MARILL AVENUE
PERRIS, CALIFORNIA 92571

DRAWING TITLE:
ROOF & REFL. CEILING PLANS AND DETAILS

DOFO
A.3